



# TECHNICAL BULLETIN

September 4, 2018

Luxfer OTV (One-Turn Valve) Model: MPVE-250

## Topic: Over-Torque Prevention

### Valve Use



**WARNING:** HAND OPERATE ONLY. DO NOT USE TOOLS ON THE KNOB.

Valve is **OPEN** by turning counterclockwise (CCW) **1-TURN ONLY**. Valve is **CLOSED** by turning clockwise (CW) **1-TURN ONLY**.




**WARNING:** DO NOT APPLY EXCESSIVE TORQUE. For reference, maximum allowed torque is 45 in.-lbs.

Valve will open and close with hand torque **ONLY** and will be confirmed by positive stop of the handle. If in doubt, the valve's opened/closed state can be confirmed by measurement (see beside).



**WARNING:** DO NOT force knob past 1 turn from the open or closed position. This can create unsafe conditions.

Valve State	Knob Gap
Open	0.54"
Closed	0.40"



### Over-Torque & Knob Damage



**WARNING:** Torques greater than the maximum specified are unnecessary and can damage the valve and in extreme over-torque cases might create unsafe conditions.

High over-torques can split the knob into 2 or 3 pieces. A cracked or split knob does not affect valve sealing; however, it indicates excessive torque applied to the knob. Replace a cracked or split knob immediately.

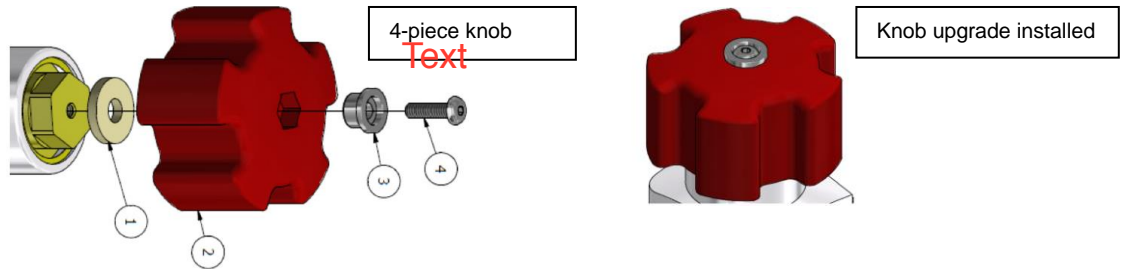


# Mitigation

Luxfer has a complementary upgrade kit available which can mitigate the impact of excessive torque. An appropriately-skilled technician can quickly install the kit in the field. The kit consists of both knob and back-up ring upgrade parts.

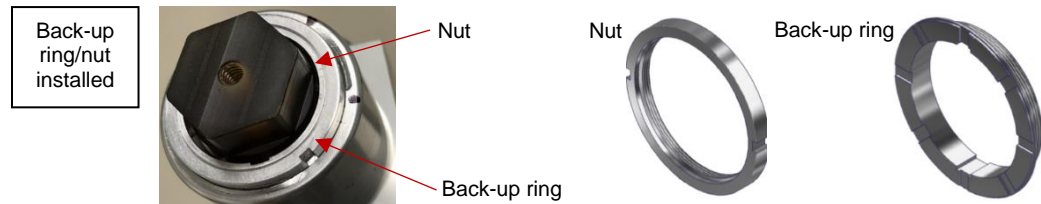
## A. Knob Upgrade

The knob upgrade has 4 pieces (see below left). It raises the knob  $\sim \frac{1}{8}$ " and slightly changes the appearance of the top of the knob (see below right). This knob is stronger and more difficult to turn with a tool.



## B. Back-Up Ring / Nut Upgrade

The kit includes a back-up ring and nut that are added to internal retaining ring (see below). Installing these parts doubles the valve's over-torque resistance.



# Contact

For additional information please contact Luxfer Customer Service at:

**1-800-764-0366 or +1 951 684 5110**

or email: [gascylindersupport@luxfer.com](mailto:gascylindersupport@luxfer.com)