



Specification Sheet:
Luxfer Cylinder Cages



Engineered for Durability, Designed for Safety

With cylinder cages built for strength and trusted across industries – Luxfer ensures your operations are protected and efficient. Choose Luxfer for safety you can count on.

Safety in Gas Cylinder Transport

Transporting gas cylinders can be challenging. Luxfer cylinder cages offer a reliable solution, enhancing safety and efficiency in gas transportation and storage.

Key Features

1. Durability and Strength

- **High-Quality Cylinder Cages:** Built from durable materials to provide efficient, long-term use.
- **Robust Protection:** Shield gas cylinders from damage to ensure long lasting durability and uninterrupted operations.

2. Safety and Compliance

- **Tested to ISO 11117 Standard:** Our cylinder cages are tested to industry standard, providing top-tier safety and reliability.
- **Weight Capacity:** A maximum load rating of 28.5 kg on our cages offers optimal strength without compromising safety.

- **Improved Handling:** Enable easier end-user operations with Luxfer cylinder cages.
- **Streamlined Operations:** Our cylinder cages are used across many industries to facilitate safe transport of high-pressure gas cylinders.

Key Applications






- Healthcare and Medical.
- CO₂ and Beverage.
- Industrial and Specialty.

Types of Cages:

1. **Fixed** — Rigid with no rotation. Fixed cages provide stability and are ideal for applications requiring straight-line movement and heavy load support.
2. **Swivel** — 360 degree rotation. Swivel cages offer greater manoeuvrability. They are perfect for navigating tight spaces and making frequent directional changes.

Why Choose Luxfer?

With decades of expertise and a reputation for quality and safety, Luxfer is the top choice for companies prioritizing safety, performance, and reliability.

	Part Number	Height (mm)	Overall Diameter (mm)	Neck/Connection	Type	Reference
	CAG010	136.6	120	57/57.3mm	Swivel	1456
	CAG019	136.6	120	60.8/61.1mm	Swivel	1457
	CAG026	145.0	120	80.5/80.53mm	Swivel	1458
	CAG017	145.0	140	80 x 11 TPI Whit.	Fixed	1459
	CAG012	108.0	136	M38x2 ISO	Fixed	1460
	CAG014	108.0	136	M42x2 ISO	Fixed	1461
	CAG088	135.0	140	80 x 11 TPI Whit.	Fixed	1469

All cylinder cages available in black only.